



BACKHOE LOADER | ICXT

Gross power: 49 hp (36.3 kW) Max. dig depth: 10'1" (3.08 m) Max. loadover height: 8'8" (2.65 m)



A SOUND INVESTMENT

THE JCB ICXT DELIVERS BACKHOE LOADER CAPABILITIES IN A COMPACT PACKAGE. EASY TO TRANSPORT AND EASY TO OPERATE WITHIN CONFINED WORK SPACES, THE JCB ICXT IS THE IDEAL SOLUTION FOR LANDSCAPING, CONSTRUCTION AND RENTAL APPLICATIONS.



More for your money.

1 The only backhoe on tracks, the JCB ICXT delivers the performance and versatility of a backhoe loader in a compact package.



The JCB ICXT features a skid steer loader front end and a mini excavator on the dig end, for backhoe loader functionality and versatility.

2 The unique JCB Power Management System (PMS) controls the transmission setup, to increase machine pushing power while simultaneously reducing fuel consumption.



3 The high-flow, 26.4 gpm (100 l/min) auxiliary circuit enables operation of power-hungry attachments.



4 The JCB ICXT features exceptional build quality for enhanced reliability and superior residual values.



A skid steer and more.

- 5** The JCB 1CXT offers more dig depth and reach, and greater loadover and dump height, than a conventional skid steer with a backhoe attachment.
- 6** The universal quickhitch accepts conventional skid steer attachments.
- 7** For optimal excavation performance, the tracked 1CXT offers 14 percent more loader bucket capacity and better stability over rough terrain. And the 1CXT can safely work on a 31-degree gradient.
- 8** The tracked model is able to turn 360 degrees on axis. Combined with compact dimensions, the 1CXT is ideal for small work sites such as basements and confined urban locations.



QUALITY, RELIABILITY AND DURABILITY

EXCEPTIONAL BUILD QUALITY IS FUNDAMENTAL TO THE JCB ICXT. JCB HAS APPLIED CUTTING-EDGE TECHNIQUES TO THE DESIGN AND MANUFACTURE, TO ENSURE OPTIMAL PERFORMANCE HOUR AFTER HOUR, DAY AFTER DAY.

Built to last.

1 Precision machining provides high tolerances and accurate location of pins and bushes.

All steel work on the JCB ICXT is shot blasted and washed in a phosphate cleaner before being oven-baked.

The rigid, heavy-duty, single-piece chassis and durable components ensure optimal service life and minimal downtime.

Tested to the limits.

2 All materials are tested to extreme temperatures and exposed to chemical, salt, oil and light to ensure longevity even in the most hostile conditions. Quality control processes, such as finite element analysis and rig testing, help to ensure structural strength and durability. Cold cell testing proves starting performance down to -4°F (-20°C).



Protected from damage.

- 3** Hydraulic hoses are routed to prevent damage, reduce wear and increase service life.
- 4** The backhoe unit is integrated with the machine and stows within the machine's height, for safe and simple transport from one job site to another.
- 5** The front and rear lights are raised to improve visibility and reduce the risk of damage.

Built to perform.

- 6** The ICXT excels on uneven terrain and in confined spaces thanks to its high ground clearance and tiny turning circle.
- 7** The ICXT features excellent track retention thanks to a solid undercarriage with four cast steel triple-flanged rollers (most small-platform compact track loaders have only three).
- 8** The 12.6-inch (320 mm) tracks have a footprint of 8.6 ft² (0.8 m²). The resulting low ground pressure allows the ICXT to be used on wet conditions or where ground damage must be kept to a minimum.



PRODUCTIVITY AND PERFORMANCE

The engine produces 49 hp (36.3 kW) at 2,800 RPM (equal to a 11,000 lb (5,000 kg) mini excavator). The engine and transmission are mounted low in the chassis for improved stability.

THE JCB ICXT FEATURES A POWERFUL ENGINE, AND SUPERIOR LOADING AND DIGGING CAPABILITIES, FOR SUPERIOR PRODUCTIVITY IN ANY APPLICATION.

The front loader.

1 The front loader of the ICXT features a standard skid steer hitch and similar lift capacity to a 1,466 lb (665 kg) skid steer. However, the unique design delivers 25 percent greater dump angle and 15 percent more breakout.

The loadover height is a lofty 8 feet 8 inches (2.65 m) on the ICXT, allowing smooth loading into high-sided trucks.

2 JCB's standard-fit, four-cylinder geometry, with parallel lift, ensures the loader attachment stays level during raising and lowering.

3 For ultimate performance when operating hydraulic attachments such as augers, patch planers and trenchers, a 26.4 gpm (100 l/min) high-flow hydraulic system is standard.



The backhoe.

- 4** With a fully integrated side-shift backhoe, the ICXT can dig close to walls, making it ideal for street and pavement repairs.
- 5** The ICXT can dig up to 10 feet 1 inch (3.08 m) with the extending dipper option. This reduces the need to reposition when trenching and makes for easier loading.
- 6** The ICXT offers 12 feet 10 inches (3.91 m) of ground-level reach, which reduces the need to reposition the machine, for improved productivity.
- 7** The available mechanical quick hitch is designed to meet stringent JCB standards and enables rapid, efficient attachment changes.



COMFORT AND EASE OF USE

THE JCB ICXT BOASTS A COMFORTABLE, QUIET SPACIOUS CAB THAT IS EASY TO ACCESS. ERGONOMICALLY-DESIGNED CONTROLS FURTHER MINIMIZE OPERATOR FATIGUE.

The ICXT is available with cab with integrated heating and air-conditioning (standard) or canopy (option). It features side-door entry which eliminates the need to climb over attachments to gain access.



A productive operator environment.

- 1** Two operator environments are available to ensure the ideal solution for your application:
 1. Standard: full cab with integrated heating and air-conditioning.
 2. Optional: canopy
- 2** The operator can face a $\frac{3}{4}$ position for truck loading with JCB's EasyControls joysticks.
- 3** The cab roof height is under 7 feet 10 inches (2.38 m), to allow easy access to basement dig areas.



Making life easier.

JCB's Power Management System (PMS) allows operators to regulate power to the drive motors, for a robust and reliable anti-stall system.

Quick and efficient attachment changes are made possible with the standard mechanical quick-hitch.

The ICXT's high-flow hydraulics incorporate enhanced quick-release couplings for quick, safe connection of hydraulic pipework.

Effortless control.

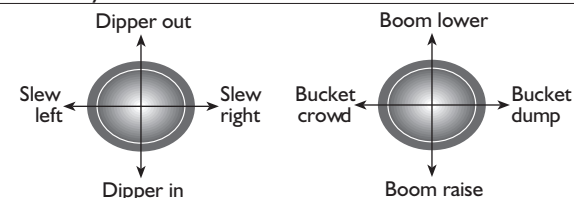
4 The JCB ICXT is equipped with EasyControls joysticks, with a switchable SAE+ and ISO+ control pattern, to enhance operator precision and productivity.

5 EasyControls replicate the controls of a mini excavator. Drive, front loader and excavator commands are all found on the same seat-mounted joysticks. Changing the joysticks to from loader mode to excavation mode is a simple matter of rotating the seat and flicking a switch.

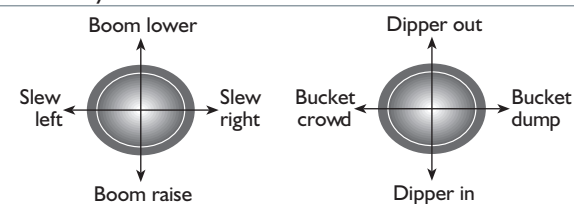
Controls Summary	
	EasyControls
Typical operator	Traditional backhoe operator wanting better ergonomics
	Operators familiar with mini excavator controls
Excavator controls	Joysticks
Loader controls	Joysticks
Control patterns	ISO + SAE + Optional switch between both
Pump type	Gear pump
Extradig operation	Proportional switch on right joystick
Auxilliary operation (e.g. hammer)	Proportional switch on right joystick
6-in-1 operation	Proportional switch on right joystick



ISO+ EasyControls



SAE+ EasyControls



SERVICEABILITY AND SAFETY

500-hour service intervals on the engine means the ICXT requires less downtime compared to other machines.

MINIMIZING DOWNTIME IS AN ESSENTIAL TO MAXIMIZING PROFIT. THE JCB ICXT IS PACKED WITH FEATURES TO LENGTHEN SERVICE INTERVALS AND PROTECT OPERATORS, BYSTANDERS AND THE MACHINE ITSELF.

Servicing made easy.

1 A wide, one-piece engine cover and removable side panels allow quick, ground-level access to daily check points and routine service items.

2 A side-mounted 11.9 gallon (45 liter) fuel tank allows long working stints and easy refuelling. A long filler neck reduces spillage and the lockable cap is standard. The tank is rust-proof and features a highly-visible, external fuel gauge that is easily viewed from the operator's seat.

3 The level of hydraulic oil level is clearly shown via a rear mounted site gauge and access to the internal strainer is at ground level.

JCB's Optimum Performance hydraulic oil enhances service life and performance.



Stay safe.

4 Large, anti-slip surfaces allow the operator to maintain three points of contact while entering and exiting the ICXT.

5 The cab glass on the ICXT allows superb all-round visibility. A large laminated front window and toughened glass everywhere protects the operator while using powered attachments. The cab glass is easily replaced if needed.

6 The loader arms can be manually locked for added safety during servicing.

7 Switches for the ignition, working lights, park brake and controls are located on the right-hand control panel with the hour meter and warning light cluster. Wiring throughout the machine is rated to IP69.


8 The ICXT features a reversing alarm and optional flashing beacon. A fire extinguisher, front screen guard and external mirrors are also available as options for increased safety and security.




THE INCLUSIONS & OPTIONS LIST

THE JCB ICXT IS A HIGHLY PRODUCTIVE, VERSATILE MACHINE. AN EXTENSIVE SELECTION OF OPTIONAL EXTRAS DELIVERS EVEN GREATER LEVELS OF PERFORMANCE ACROSS A RANGE OF APPLICATIONS.

The JCB ICXT's is compatible with a wide range of skid steer attachments.




Dozing




Loading



Grabbing




Grading



1

Digging



Backfilling

6-in-1 shovel.

1 This highly versatile optional tool is designed to dig, doze, load, grab, grade and backfill.

Excavator quick hitch.

2 The available quick hitch allows faster attachment changes.

High-flow hydraulics.

3 The standard 26.4 gpm (100 l/min) hydraulics package is ideal for utilities applications that require high-flow attachments such as patch planers and trenchers.



2



3

Extending dipper.

4 The extending dipper arm is standard equipment and dramatically increases dig depth, reach and loadover height, to deliver excavator capability in a compact package.

Hammer/bi-directional circuit.

5 Operate a range of single and double-acting tools (including hammers or earth drills) from the same circuit.

Stabilizer street pads.

6 Eliminate damage to tarmac or paved surfaces; ideal for utilities work.

Air conditioning.

7 The air conditioning system has a three-speed blower and heater facility, as well as front and rear window demisting vents.



LIVELINK LITE, WORK SMARTER

LiveLink Lite tracks the efficiency of your machines to maximize ROI.

- Manage your fleet from anywhere
- Reduce operating costs
- Improve productivity
- Receive reports by day / week / month



LiveLink Lite reports the exact location, movement and activity of your machine for improved security.

- Pinpoint machine location
- 24/7 update on your phone/tablet
- Real-time curfew alerts
- Real-time geofence alerts
- Back-up battery
- Tow-away alert



LiveLink Lite sends service alerts and diagnostic warnings for effective maintenance planning.

- Machine service alerts
- Accurate hours recorded
- Detailed machine history



Enhanced Dealer Support

JCB LiveLink Lite

Machine Servicing Agreement


Superior Build Quality



Note: Please consult your local dealer for LiveLink Lite availability.

VALUE ADDED

WHATEVER YOU NEED AND WHEREVER YOU ARE, THE DEPENDABLE JCB DEALER NETWORK IS HERE TO MAKE SURE YOUR MACHINERY PERFORMS TO ITS FULL POTENTIAL.

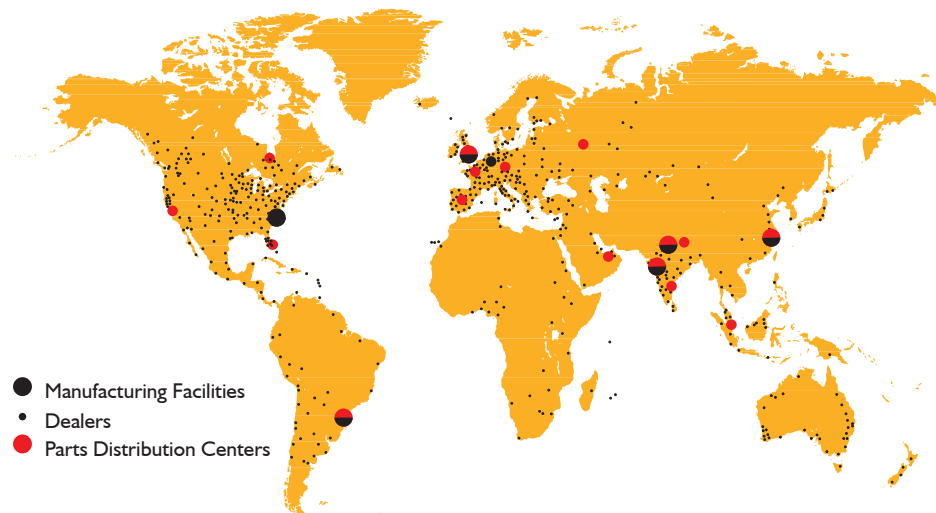


1 JCB Technical Support Service provides instant access to factory expertise, day or night. JCB's Finance and Insurance teams are always on hand to provide fast, flexible, competitive quotes.

2 The global network of JCB Parts Centers is a model of efficiency. With 16 regional bases, we can deliver around 95 percent of all parts anywhere in the world within 24 hours. Our genuine JCB parts are designed to work in perfect harmony with your machine for optimum performance and productivity.

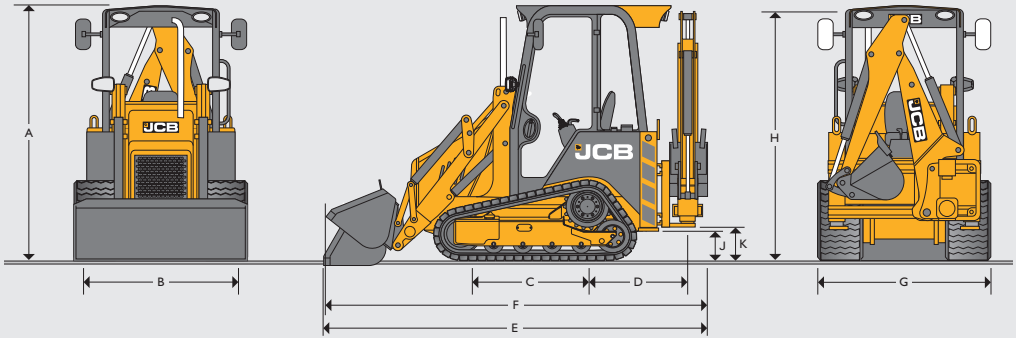


3 JCB Yellow Shield offers comprehensive extended warranties and service agreements, as well as service-only or repair and maintenance contracts. JCB maintenance teams offer competitive labor rates and no obligation quotes.




Note: JCB LiveLink and JCB Yellow Shield may not be available in your region, so please check with your local dealer.

STATIC DIMENSIONS



			ICXT (320 mm)
A	Cab roof height	ft-in (m)	7-10 (2.38)
B	Overall width (over shovel)	ft-in (m)	5-11 (1.8)
C	Axle centerline distance	ft-in (m)	-
D	Slew center to rear axle center distance	ft-in (m)	-
E	Total travel length	ft-in (m)	11-9 (3.57)
F	Total travel length – shovel in carry position	ft-in (m)	11-5 (3.47)
G	Rear frame width (over stab leg feet)	ft-in (m)	5-11 (1.8)
H	Total travel clearance (fixed dipper)	ft-in (m)	7-3 (2.2)
	Total travel clearance (extending dipper)	ft-in (m)	7-5 (2.27)
J	Stabilizer feet clearance	ft-in (m)	0-10 (0.26)
K	Kingpost clearance	ft-in (m)	1-1 (0.32)
	Track set footprint	ft² (m²)	9 (0.85)

GROUND LINE ANGLES



		ICXT
A	Approach angle	degrees 60
C	Departure angle	degrees 23
D	Ground clearance	ft-in (m) 0-10 (0.26)

ENGINE

		ICXT - All models
Emissions standard		Tier 4 Final compliant
Manufacturer		Perkins 404F-E22T
Aspiration		Turbocharged
Displacement	liters	2.2
No. of cylinders		4
Rated engine	RPM	2,800
Power ratings		
Rated ISO 14396 (SAE J1995 Gross)	hp (kW)	49 (36.3)
Max. torque @ 1,800 RPM	lb-ft (Nm)	122 (165)
Fuel type		Diesel
Fuel filter		Replaceable cartridge plus water/sediment separator prefilter
Air cleaner		Dual element
Oil filter and lubrication		Full flow, spin-on type filter. Engine oil service intervals 500 hours
Cooling system		Water, hot climate specification. Pressurised 1.0 bar, pusher fan. Pressurised tank with integral filler neck and overflow tank.

ELECTRICAL AND INSTRUMENTATION

Gauges	Fuel Level, hour meter
Warning system	Audible and visual system. Ignition, working lights, park brake, alternator, main beam, engine oil pressure, water temp.
Battery	72A/hour
Pre-wire	Beacon
Horn	Controlled from both front and rear
Alternator	50 amp standard (85A alternator on the A/C option)
Front working lights	2 adjustable
Rear working lights	2 adjustable

TRANSMISSION

	ICXT
Manufacturer	Danfoss / Rexroth
Type	Hydrostatic
Travel speeds	ICXT 0-4.6 mph (7.5 km/h) forward & reverse

OPERATING WEIGHTS

		ICXT
		Long Arms
Fixed dipper	lb (kg)	9,396 (4,262)
Extended dipper	lb (kg)	9,572 (4,342)

SERVICE CAPACITIES

		ICXT
Hydraulic system including tank	gal (L)	11.8 (45)
Fuel tank	gal (L)	11.8 (45)
Chain cases	gal (L)	2.6 (10)
Cooling system	gal (L)	2.1 (8)
Engine oil with filter	gal (L)	2.5 (9.6)

HYDRAULIC SYSTEM

		ICXT HF
Open center systems (gear pump) @2,800 RPM services	gpm (l/min)	11.8 (45)
Open center systems (gear pump) @2,800 RPM HF	gpm (l/min)	26.4 (100)
System relief pressure Manual	psi (bar)	3,002 (207)
System relief pressure EasyControls	psi (bar)	3,190 (220)

LOADER DIMENSIONS

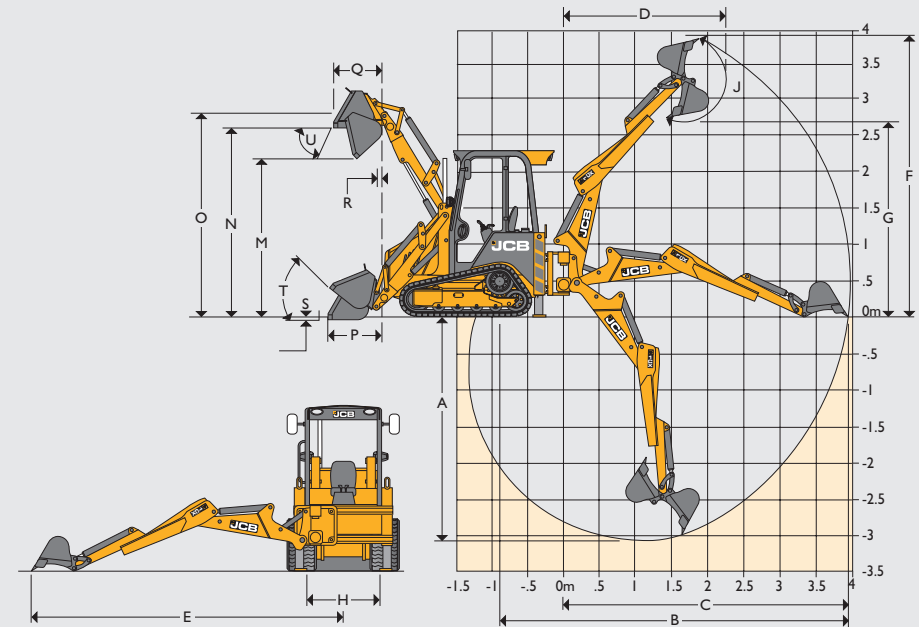
			ICXT
			Long Arms
M	Dump height	ft-in (m)	7-3 (2.21)
N	Load-over height	ft-in (m)	8-8 (2.65)
O	Loader hinge pin height	ft-in (m)	9-5 (2.86)
P	Reach at ground (toe plate horizontal)	ft-in (m)	4-8 (1.41)
Q	Max. reach at full height	ft-in (m)	2-5 (0.74)
R	Reach at full height fully dumped	ft-in (m)	1-4 (0.4)
S	Dig depth (toe plate horizontal) clearance	ft-in (m)	0-2 (0.05)
T	Roll back at ground	degrees	42
U	SAE dump angle	degrees	43
	SAE loader breakout – shovel	lbf (kgf)	5,180 (2,350)
	SAE max. hydraulic lift capacity	lbf (kgf)	2,204 (1,000)
	Shovel capacity	ft ³ (m ³)	12 (0.36)

LOADER PERFORMANCE

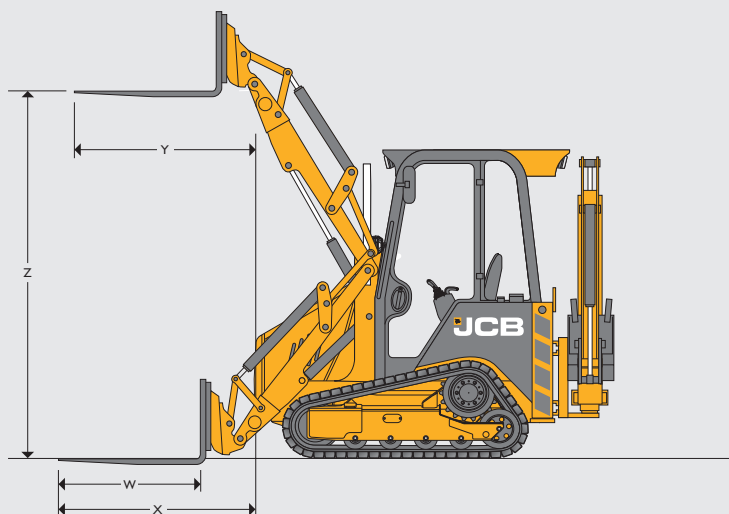
			ICXT
			6-in-1 shovel
Loader breakout – shovel	lbf (kgf)		5,180 (2,350)
Loader breakout – arms	lbf (kgf)		5,291 (2,400)
Tipping load	lb (kg)		4,188 (1,900)
Payload rating as a percentage of tipping load	%		35
Rated operating capacity	lb (kg)		1,466 (665)
*Rated operating capacity as determined according to ISO 14397: 2007			Includes extending dipper

BACKHOE DIMENSIONS

			ICXT	
			Fixed Dipper	Extended Dipper
A	SAE max. dig depth	ft-in (m)	8-4 (2.55)	10-1 (3.08)
	SAE max. dig depth 2ft flat bottom	ft-in (m)	8-2 (2.49)	9-11 (3.02)
B	Reach – ground level to rear wheel center	ft-in (m)		
C	Reach – ground level to slew center	ft-in (m)	11-1 (3.38)	12-10 (3.91)
D	Reach – at full height to slew center	ft-in (m)	5-10 (1.79)	7-3 (2.22)
E	Side reach – to centerline of machine	ft-in (m)	12-7 (3.83)	14-3 (4.35)
F	SAE operating height	ft-in (m)	11-3 (3.44)	12-8 (3.86)
G	Max. loadover height	ft-in (m)	7-9 (2.35)	8-9 (2.67)
H	Total kingpost travel	ft-in (m)	3-11 (1.19)	3-11 (1.19)
J	Bucket rotation	degrees	202	180
	Bucket tearout	lbf (kgf)	4,852 (2,201)	4,852 (2,201)
	Dipper tearout	lbf (kgf)	3,280 (1,488)	3,280 (1,488)



LOADER ATTACHMENTS – FORKLIFT PERFORMANCE DATA



			ICXT
Quick-hitch mounted forks			Long Arms
W	Forks – tine length	ft-in (m)	3-5 (1.05)
	Forks – tine width	ft-in (m)	0-3 (0.08)
X	Forks reach at ground level	ft-in (m)	5-3 (1.6)
Y	Forks reach at full height	ft-in (m)	4-7 (1.4)
Z	Forks lift height – max.	ft-in (m)	9-3 (2.82)
	Fork spacing – min.	ft-in (m)	0-8 (0.2)
	Fork spacing – max.	ft-in (m)	3-5 (1.03)
	Tipping Load @ 500 mm load centers fixed dipper	lb (kg)	2,334 (1,059)
	SWL @ 500 mm load centers fixed dipper	lb (kg)	815 (370)
	Tipping Load @ 500 mm load centers extending dipper	lb (kg)	2,502 (1,135)
	SWL @ 500 mm load centers extending dipper	lb (kg)	875 (397)
	Payload rating as a percentage of tipping load ISO 14397-1	%	35

OPTIONAL ACCESSORIES

Machine model	ICXT
Tracks	320 x 86 x 4300
Controls	EasyControls in joysticks SAE/ISO or Switchable SAE/ISO
Machine features	Fully glazed ROPS/FOPS cab, road lights, face level fan, external mirrors, fire extinguisher, air filter pre-cleaner.
Machine and site protection	Flashing beacon, reverse alarm, large stabilizer feet, stabilizer street pads, front screen guard.
Attachments	Front loader auxiliary circuit, front shovel float, auxiliary, excavator bucket quickhitch, hammer/bi-directional auxiliary circuit, pallet forks and frame.

NOISE & VIBRATION LEVELS

		ICXT
Internal	dB(A)	82
External	dB(A)	101
Vibration		Hand arm vibration does not exceed 2.5m/s² for all duties with the exception of rough road tracking which averages 3.4m/s²
		Whole body vibration 0.29m/s²

LOADER ATTACHMENTS – DIRECT MOUNT

			ICXT
		GP shovel	6-in-1 shovel
		Capacity SAE	Capacity SAE
Width in (mm)		Rated ft ³ (m ³)	Rated ft ³ (m ³)
62 (1,580)		N/A	N/A
71 (1,800)		13 (0.37)	12.7 (0.36)

BACKHOE ATTACHMENTS – STANDARD PROFILE BUCKET

			ICXT		
Width in (mm)		Capacity SAE		Weight (+ Teeth)	
		Rated ft ³ (m ³)	Struck ft ³ (m ³)	lb (kg)	Teeth
9 (230)		1 (0.03)	0.7 (0.02)	112 (51)	2
12 (305)		1.4 (0.04)	1.4 (0.04)	114 (52)	3
18 (460)		2.1 (0.06)	1.7 (0.05)	119 (54)	3
24 (610)		2.8 (0.08)	2.1 (0.06)	125 (57)	4

DITCHING BUCKETS

			ICXT
		Capacity SAE	Weight
Width in (mm)		Rated ft ³ (m ³)	lb (kg)
39 (1,000)		4.2 (0.12)	3.5 (0.1)
			114 (52)



ONE COMPANY, MORE THAN 300 MACHINES.

Your nearest JCB Dealer

BACKHOE LOADER | 1CXT

Gross power: 49 hp (36.3 kW) Max. dig depth: 10'1" (3.08 m) Max. loadover height: up to 8'8" (2.65 m)

JCB North America

2000 Bamford Blvd., Pooler, Georgia, 31322 Tel: (912) 447-2000

Download the very latest information on this product range at www.jcb.com

JCB inc. All rights reserved. No part of this publication may be reproduced, stored in a retrieval system, or transmitted in any form or by any other means, electronic, mechanical, photocopying or otherwise, without prior permission from JCB inc. All references in this publication to operating weights, sizes, capacities and other performance measurements are provided for guidance only and may vary dependant upon the exact specification of machine. They should not therefore be relied upon in relation to suitability for a particular application. Guidance and advice should always be sought from your JCB Dealer. JCB reserves the right to change specifications without notice. Illustrations and specifications shown may include optional equipment and accessories. The JCB logo is a registered trademark of J C Bamford Excavators Ltd.

